

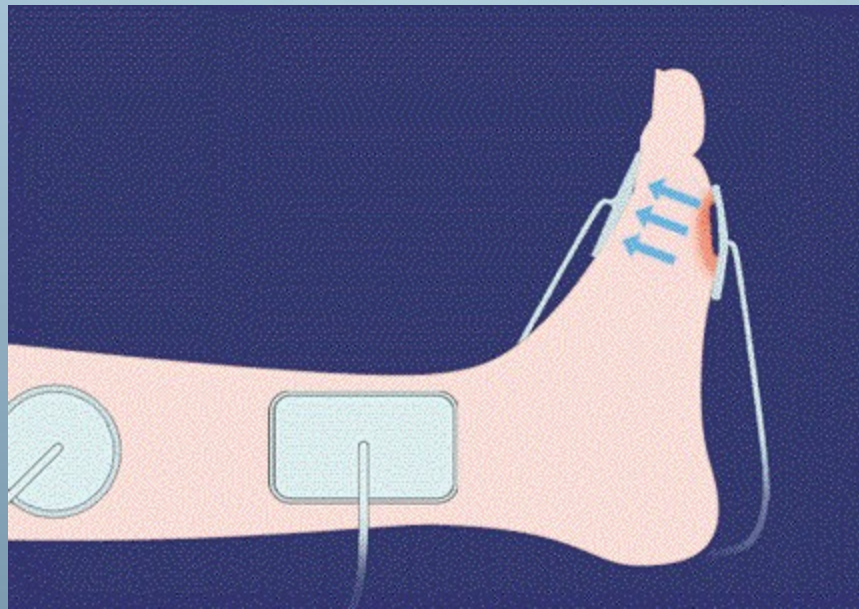


The
MicroVas Vascular
Treatment System
For
Wound Care And
Pain Management

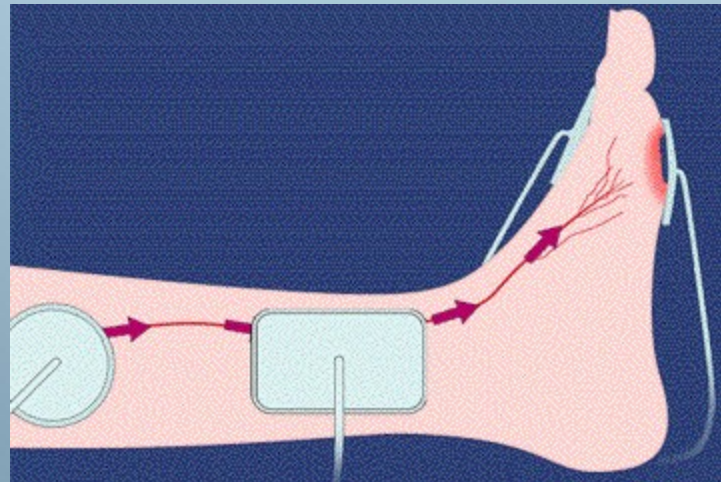
- The type of technology used by the MicroVas Vascular Treatment System originated in U.S. Military laboratories to treat hypothermia in Navy SEALs. That original technology has been developed, revised and refined by MicroVas scientists. MicroVas uses a proprietary, digital current source to stimulate neuromuscular contractions that drive the venous muscle pump, improve blood flow and tissue oxygenation which helps stimulate angiogenesis (a healing and rebuilding mechanism) within the body.



Unlike other forms of electrical stimulation which penetrate only a fraction of an inch and which have both positive and negative electrodes on the same surface, MicroVas treatments pass completely through the limb or body area under treatment. The emitter pads are always 180° from each other and are usually placed in multiples to treat an entire limb or body area.



- With emitter pads placed on the upper thigh, upper calf, lower calf and foot, this diagram illustrates the blood flow experienced by patients with diabetic foot ulcers: how the blood penetrates the wound area and delivers oxygen from the inside.



- **INCREASED OXYGEN AT THE WOUND AREA IS IMMEDIATE, SIGNIFICANT, AND COMPLETELY MEASURABLE THROUGH THE USE OF A TCPO2 OXYGEN MONITOR**

Reading before start of MicroVas treatment is 42



Reading **THREE MINUTES** after start of
MicroVas treatment is 44. An increase of 5%



One small (25 patient) study showed:

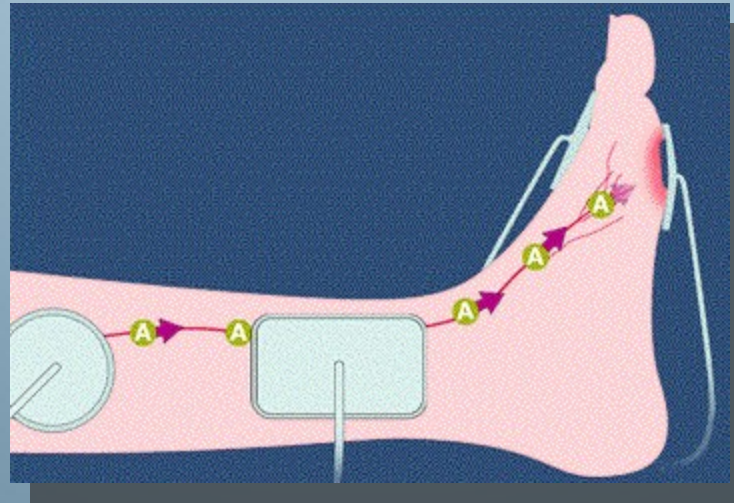
Average total increase in one 45 minute treatment: **48%***

Average increase in baseline at 8 weeks: **58%***

*Treatments performed, data collected at University Health
Science Center, Oklahoma City, OK

Oxygen is only part of the solution. To fight infection, antibiotics are needed.

The blood flow created by MicroVas **increases the efficacy of antibiotics** by augmenting their delivery to the wound area and their penetration of the affected tissue.



10 YEAR CLINICAL HISTORY



MicroVas has shown remarkable efficacy in actual clinical application for difficult, non-healing wounds.



Patient No. 1

- A 63 year old male diabetic with a stage III ulcer on his left foot which had persisted for two years despite rigorous traditional wound care.
- After ten weeks, 51 **MicroVas** treatments, patient was completely healed and pain free. Follow-up examination months later showed no change from this condition.



- Patient No. 2
- Patient developed pressure ulcer from plaster cast and then RSD as a result. Could not tolerate debridement or topical medication. Healing was achieved in 60 days through MicroVas treatments **ONLY**.



- **Comments from Professionals who have used the MicroVas Vascular Treatment System**

- "I was skeptical in the beginning, but I have been encouraged. We have seen patients where the oxygen content in their skin has gone up dramatically with this technique...Some patients were getting only two to three hours of sleep at night because of foot pain. After using the MicroVas System, they were able to sleep through the night."

Tulsa World, January 3, 1999

Quoting the director, Vascular Medicine Program
The University of Oklahoma Health Science Center

- "We have reached the two year anniversary of treating patients here at HealthSouth Rehabilitation Hospital of Tulsa, with the MicroVas Vascular Treatment System . . . have had **over 95% total positive outcomes with MicroVas** -a tremendous success in wound care and pain management."
- *"Thank you for sharing MicroVas with us here at HealthSouth Rehabilitation Hospital."*

Letter from CEO
HealthSouth Rehabilitation Hospital of Tulsa
Letter dated November 8, 2001

- During the years 1999-2002 I have personally used the MicroVas to treat nearly 700 patients. As a Podiatrist and M.D., I have been treating foot ulcers and neuropathy for twenty-five years and I have found nothing to compare with Microvas.
- Patients suffering from poor circulation with blue to purple feet and toes, have seen their color restored to a healthy pink in four to six weeks. To my knowledge, there is no other treatment modality which reduces or relieves neuropathy as MicroVas has done for my patients.
- There is no doubt that this technology can save limbs. I'm confident that, through the use of MicroVas, I have helped more than one hundred twenty five people avoid amputation of feet and legs.
- Jack Brown, M.D., D.P.M.





The MicroVas Vascular Treatment System for Pain Management and Wound Healing

For more information,
please call...

918-249-3784

or toll-free: 888-423-1867